



Ming Yang Baitcast Reels

US/Canada Distributor: StingRay Tackle Company,
Palm Beach Gardens, FL

Owner's Manual for Series CZH


(CZH30, CZH40, CZH50, CZH60)

Congratulations

You have just purchased the best value in baitcasting reels available today. Our CZH series is based on a time-proven and classic design updated with the latest components and materials. With stainless steel ball bearings, machined aluminum spools, adjustable brake system and a fool-proof anti-reverse system, your new reel delivers extra smooth performance and exceptional accuracy.

Please take the time to read this Owner's Manual, as it will help you maximize the enjoyment and life of your reel.

Series CZH Operational Features



1. Star Drag

The star drag wheel allows for the accurate setting of the drag system, which provides a smooth flow of line while fishing. Even when wet, these washers won't slip additionally or grab. The star drag wheel is located just under the reel handle.

2. Cast Control

You will find the cast control knob on the handle side of the reel under the star drag wheel. The cast control knob is used to apply the proper amount of friction on the spool to eliminate line backlash. Friction may be increased by turning the knob clockwise.

3. Freespool Activator (Thumb Button)

The freespool activator is located on the handle side of the reel. The activator releases the line while casting. Make sure to engage the spool with your thumb while casting (see suggestions for perfect casting).

4. Bait Clicker

The bait clicker is located at the opposite side plate of the reel handle. To activate the bait clicker, slide the switch forward. The clicker engages an audible alarm that alerts when line is moving from the spool.

5. Line Guide

The hardened line guide traverses the face of the spool, layering the line evenly on the spool during retrieve.

Adjusting the Casting Mode

It is important to adjust the reel for appropriate casting before use. The following is a quick guide to the proper way of adjusting the reel. Remember to re-adjust when changing lures.

1. Stand up straight and hold your fishing rod with the baitcasting reel in your left hand and facing up. To properly adjust your baitcasting reel, tie the lure you are going to use to your line. Turn the reel handle until the lure is approximately 4 inches from the rod tip.
2. Take your thumb and forefinger and turn the Cast Control knob "clockwise" possibly 2 turns. Take your left thumb and place it on the reel spool applying slight pressure on the line.
3. Use your other thumb to depress the Freespool Activator, placing the line spool in "free spool" mode. You now remove your thumb from the line spool. The lure should remain in the exact same spot, 4" below the rod tip.
4. Using your thumb and forefinger, turn the Cast Control knob "counterclockwise" very slowly until the lure starts to drop from its own weight. The lure should not drop suddenly, just slowly (you may have to make this adjustment a few times to get the best adjustment setting).
5. If the adjustment is too tight, you will not get much casting distance. If that occurs, simply turn the adjustment a little bit more counterclockwise to loosen the clutch. If the adjustment is too loose, you will have plenty of casting distance but you will encounter the backlash problems again.

Care and Lubrication



Ming Yang reels are designed to provide years of dependable service with routine care. The following is a quick reference guide to routine maintenance and service of your reel.

1. After every use: Rinse your reel with fresh water and make sure to remove sand or salt deposits. Dry with a soft cloth. Never store the reel wet.
2. Once a season, lubricate your reel as indicated. Use only a small amount of lubricant. If you do not feel comfortable performing the seasonal maintenance, you can take your reel to your local tackle shop for service or send to one of our

service centers. We will perform the seasonal maintenance for a nominal fee. You can find a list of authorized service centers at www.mingyangreels.com.



Remove side plate



Lightly lubricate as indicated above

MingYang USA and Canada Limited Warranty

StingRay Tackle Company warrants your MingYang reel for two years from the date of purchase. This warranty applies only to products purchased from an authorized dealer, reseller, or directly from StingRay Tackle Co., and is valid only in the US and Canada.

For the period indicated, StingRay Tackle Company will, at its option, repair or replace reels found to be defective at no charge except for actual return shipping cost. To make a claim under this warranty, please send your defective reel, a note explaining the problem, and your return address and a telephone contact number. **You must also include proof of purchase in the form of a receipt or invoice.** Send via US mail postage paid to:

StingRay Tackle Company
Dept Repairs, Ming Yang
P.O. Box 30963
Palm Beach Gardens, FL 33420-0963

The above warranty does not cover accidental damage, abuse or failure to follow maintenance recommendations. For products accidentally damaged, out of warranty, or not purchased from an authorized US/Canada dealer, please send the reel to us as indicated above. We will provide you with an estimate before completing repairs

or you may opt for an exchange* at 50% of the current list price on a new similar reel, plus shipping cost. Please indicate your preference.

StingRay Tackle Company, and MingYang Fishing Tackle Co. Ltd., make no other express or implied warranty with respect to the product other than the warranty set forth above. No StingRay Tackle Company dealer, agent, or employee is authorized to make any modification, extension, or addition to this warranty. Unless unenforceable or unlawful under applicable law, StingRay Tackle Company disclaims all implied warranties, including the implied warranties of merchantability, non-infringement, and fitness for a particular purpose. The liability of StingRay Tackle Company and/or MingYang Fishing Tackle Co. Ltd., if any, for damages related to any allegedly defective product shall under any tort, contract, or other legal theory be limited to the actual price paid for the product and shall in no event include incidental, consequential, special, or indirect damages. Some states do not allow limitations on how long an implied warranty lasts or the exclusion and limitation of incidental or consequential damages, so the above limitations may not apply to you.

Should you require additional information on your purchase or any other MingYang or StingRay Tackle product, please call toll-free 1-800-257-9461

- *Exchange Option: Exchanged reel is a new, full US warranty model equivalent to your existing reel.*
- *The MingYang fishing reel name is the International Trademark of Weihai MingYang Fishing Tackle Co. Ltd. (China).*
- *StingRay Tackle, Caliente, Indigo Bay and its logos are fishing rod registered trademarks of Acelerant Inc. (US)*